
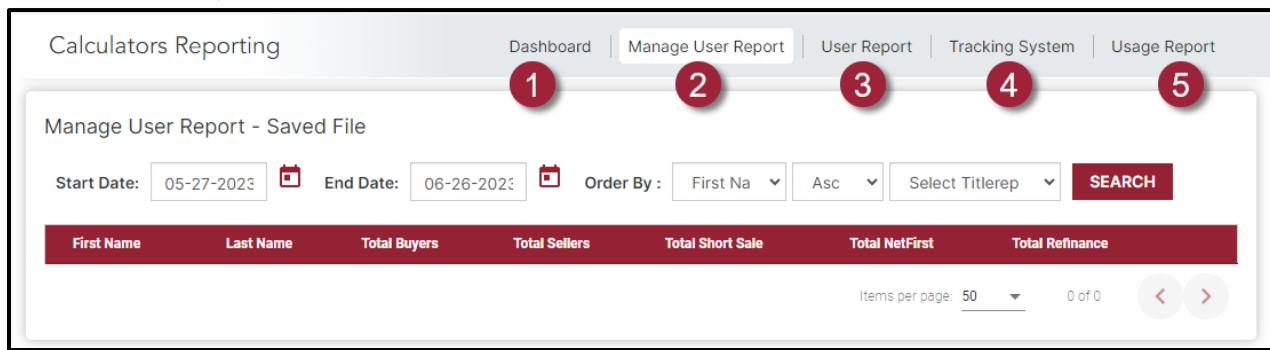


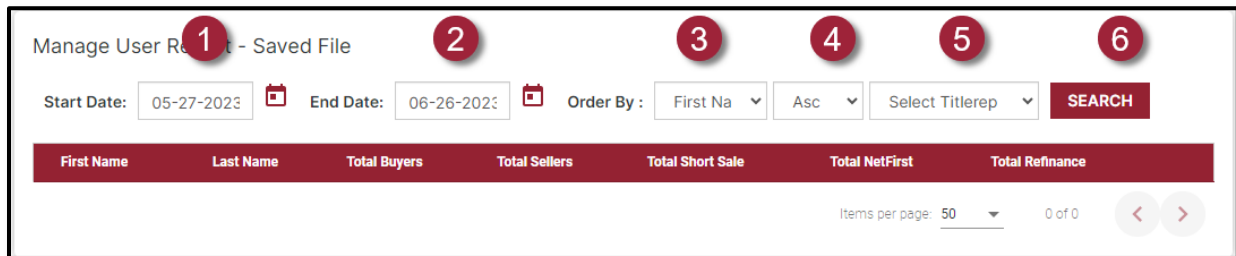
BDO Usage Report





The BDO Usage Report option will provide quick information on the usage of the Stewart C3 calculators via several different points of view.



1. Dashboard – when clicked, this will bring you back to the Stewart C3 Dashboard.
2. Manage User Report – this selection allows you to run a report of the number of saved calculator files in Stewart C3 with filtering options to limit the report results.



1. Start Date – select from the calendar icon  to filter the report results with a start date later than or equal to the date selected.
2. End Date – select from the calendar icon  to filter the report results with an end date earlier than or equal to the date selected.

3. Order By – select how the report should be ordered.

Manage User Report - Print, Email

Start Date: 05-27-2023 End Date: 06-26-2023 Order By : First Na Asc

Buyer Costs Seller Costs NetFirst Short Sale Refinance Costs

Name	Print Detailed Estimate	Print Quick Estimate
Jim Adams (Co)	1	1

First Name
Last Name
Print Detailed Estimate
Print Quick Estimate
Text Message
Email Print
Email Quick Print

4. Asc or Desc – choose how the Order By column is sorted – in ascending or descending order.

Manage User Report - Print, Email

Start Date: 05-27-2023 End Date: 06-26-2023 Order By : First Na Asc Desc

Buyer Costs Seller Costs NetFirst Short Sale Refinance Costs

5. Select BDO from the dropdown list to filter the report by that representative.

Manage User Report - Print, Email

Start Date: 05-27-2023 End Date: 06-26-2023 Order By : First Na Asc Select Titlerep SEARCH

Buyer Costs Seller Costs NetFirst Short Sale Refinance Costs

Name	Print Detailed Estimate	Print Quick Estimate	Text Message
Jim Adams (Co)	1	1	0

Select Titlerep
B : Brian Alidor
B : House Account - BDO - Indianapolis
B : House Account - Bdo - Los Angeles
B : House Account - BDO - El Paso
B : House Account Sd
B : House Account - Bdo - Columbia Or

6. Click the Search button to run the report.

3. User Report – this selection allows you to run a report by BDO of the number of calculator files that have been sent via text, printed, or emailed in Stewart C3 with filtering options to limit the report results.

Manage User Report - Print, Email


Start Date: 05-27-2023 End Date: 06-26-2023 Order By : First Na Asc Select Titlerep SEARCH

Buyer Costs Seller Costs NetFirst Short Sale Refinance Costs



Name	Print Detailed Estimate	Print Quick Estimate	Text Message	Email Print	Email Quick Print
Jim Adams (Co)	1	1	0	0	0
Sharon Fornaciari	6	0	0	1	0

Items per page: 50 1 - 2 of 2

1. Start Date – select from the calendar icon to filter the report results with a start date later than or equal to the date selected.

- End Date – select from the calendar icon  to filter the report results with an end date earlier than or equal to the date selected.
- Order By – select how the report should be ordered.

Manage User Report - Print, Email



Start Date:  End Date:  Order By :

Name	Print Detailed Estimate	Print Quick Estimate
Jim Adams (Co)	1	1

- First Name
- Last Name
- Print Detailed Estimate
- Print Quick Estimate
- Text Message
- Email Print
- Email Quick Print

- Asc or desc – choose how the Order By column is sorted – in ascending or descending order.



Manage User Report - Print, Email

Start Date:  End Date:  Order By :

- Asc
- Desc

- Select BDO from the dropdown list to filter the report by that representative.

Manage User Report - Print, Email

Start Date:  End Date:  Order By :

Name	Print Detailed Estimate	Print Quick Estimate	Text Message
Jim Adams (Co)	1	1	0

- Select Title
- B : Brian Alidor
- B : House Account - BDO - Indianapolis
- B : House Account - Bdo - Los Angeles
- B : House Account - BDO - El Paso
- B : House Account Sd
- B : House Account - Bdo - Columbia Or

- Click the Search button to run the report.
- Select the tab to choose to see the results by calculator type – Buyer Costs, Seller Costs, NetFirst, Short Sale, or Refinance Costs.

- Tracking System – this selection allows you to run a report with graphics by state and by system (web, Android, iPhone, and iPad) of the number of calculator files that have been generated in Stewart C3 with filtering options to limit the report results, and the ability to export the results to Excel.

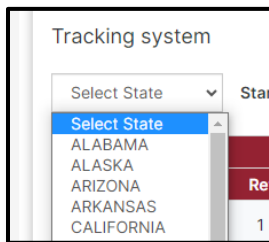
The screenshot shows the 'Tracking System' report interface. At the top, there are filters for 'Select State' (1), 'Start Date' (2) set to 05-27-2023, and 'End Date' (3) set to 06-26-2023. There are 'SEARCH' (4) and 'EXCEL' (5) buttons. Below the filters is a table with columns for Web, Android, iPhone, and iPad, each subdivided into Buyer, Seller, and Refinance. The table shows counts for each category. Below the table are several pie charts: 'Web Statistics', 'Android Statistics', 'iPhone Statistics', 'iPad Statistics', 'App Access Statistics', 'Buyer Statistics', 'Seller Statistics', and 'Refinance Statistics'. A callout '6' points to the 'App Access Statistics' chart.

Web			Android			iPhone			iPad		
Buyer	Seller	Refinance	Buyer	Seller	Refinance	Buyer	Seller	Refinance	Buyer	Seller	Refinance
39	213	1	0	0	0	0	0	0	0	0	0




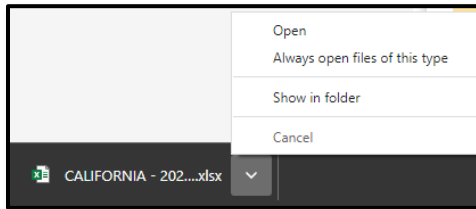
This report does not display results by BDO – only by state.

- Select State – select the state from the dropdown list to filter the calculators that have been run for that state.



- Start Date – select from the calendar icon to filter the report results with a start date later than or equal to the date selected.

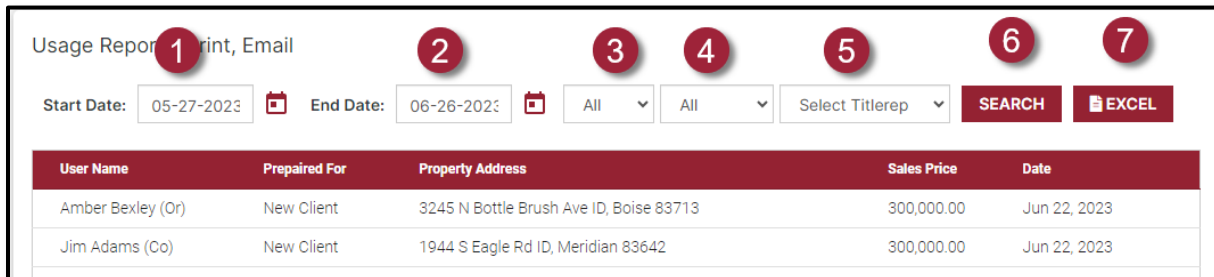
3. End Date – select from the calendar icon  to filter the report results with an end date earlier than or equal to the date selected.
4. Click the Search button to run the report.
5. Click the Excel button to export the report to Excel. The report will download and provide you an opportunity to save or open the report.





Note

This report does not display the graphics – only the text.

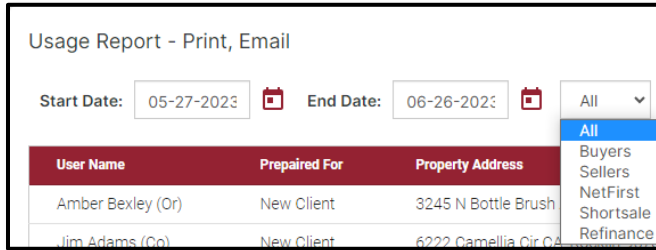
6. Graphics to represent the data in a visual format.
5. Usage Report – this selection allows you to run a report by BDO listing the saved calculator files in Stewart C3 with filtering options to limit the report results, and the ability to export the results to Excel.



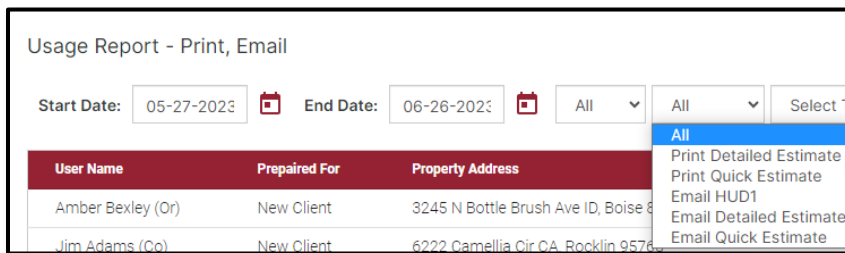
User Name	Prepared For	Property Address	Sales Price	Date
Amber Bexley (Or)	New Client	3245 N Bottle Brush Ave ID, Boise 83713	300,000.00	Jun 22, 2023
Jim Adams (Co)	New Client	1944 S Eagle Rd ID, Meridian 83642	300,000.00	Jun 22, 2023

1. Start Date – select from the calendar icon  to filter the report results with a start date later than or equal to the date selected.
2. End Date – select from the calendar icon  to filter the report results with an end date earlier than or equal to the date selected.

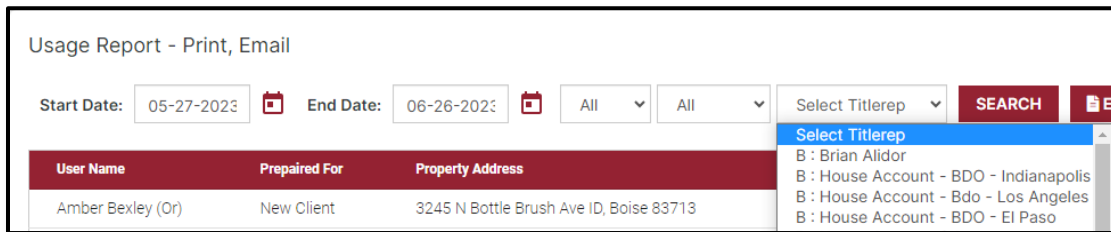
- Choose to filter which saved calculators should be shown from the dropdown list.



- Choose to filter which type of saved calculator from the dropdown list.



- Select BDO from the dropdown list to filter the report by that representative.



- Click the Search button to run the report.
- Click the Excel button to export the report to Excel. The report will download and provide you an opportunity to save or open the report.

